

**Asprofil**<sup>®</sup>  
Expansion Joint Systems

**We are specialized in all kind of**

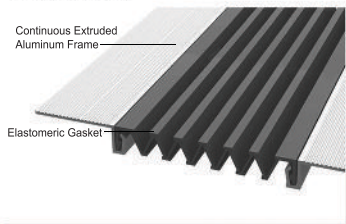
- \*Building Expansion Joints
- \*Finishing Profile
- \*Wall Protection System
- \*Entrance Matting System
- \*Parking Protection System

**SKY ASSOCIATES**

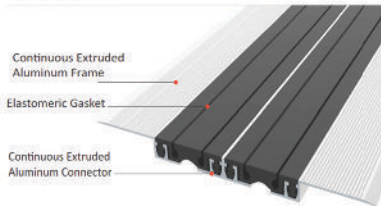
25-B,XX-Block,Khayaban-e-Iqbal,  
DHA Phase III,Lahore  
Tel: +92 300 859 3285  
imran@skyassociates.net  
www.skyassociates.net

**WALL & CEILING Surface And Flush Mounted MODEL**


**AS U120**




**AS U122**




**AS U123**




**AS U136**



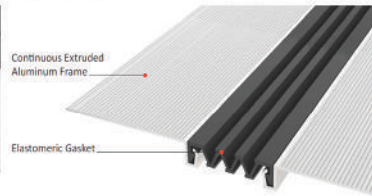
**AS U143**



**AS U145**




**AS U121**



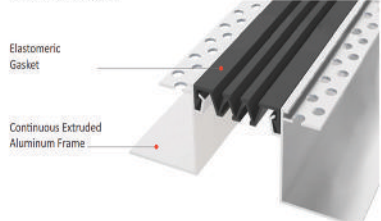
**AS U147**




**AS A116**



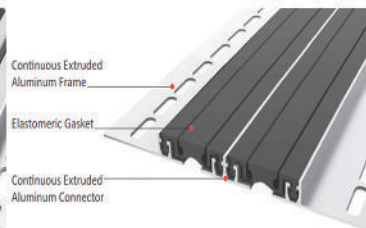
**AS A124**



**AS U126**




**AS U146**




Note: Please ask for different sizes

**FLOOR Profile Surface Mounted AS U202 H:6/10 MODEL**


**AS U202**




**AS U205**



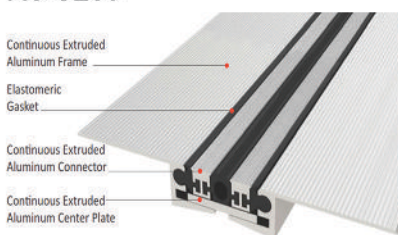
**AS U222**




**AS U235**




**AS U236**




**AS U237**




**AS U240**




**AS U241**



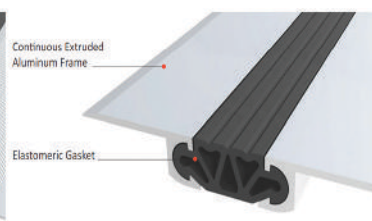
**AS U243**




**AS U245**




**AS U260**



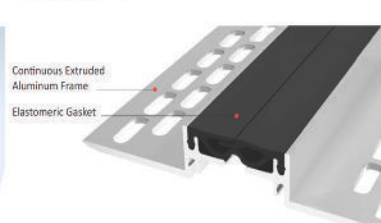
**AS U264**




**AS A204**




**AS A208**



**AS A224**

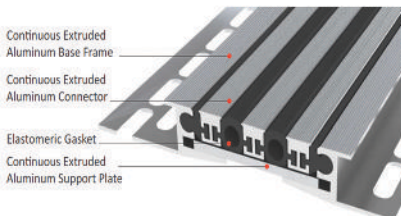


**AS A225**




Note: Please ask for different sizes

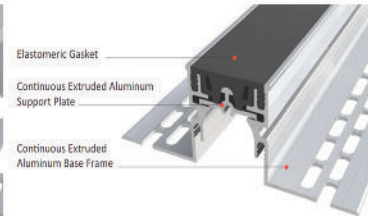
**AS A226**



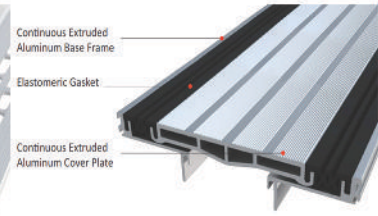
**AS A227**



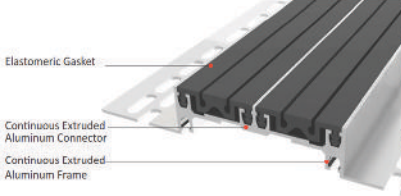
**AS A233**




**AS A238**



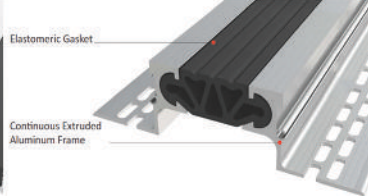
**AS A246**




**AS A259**



**AS A261**

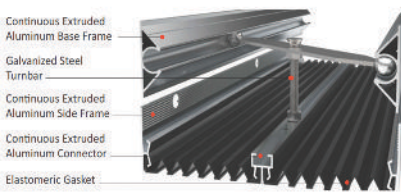


**AS A263**




**Seismic Flush Mounted MODEL**

**AS U119**



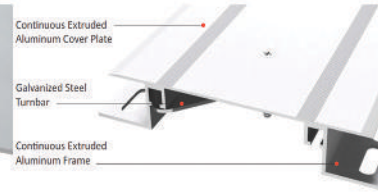
**AS U160**




**AS U181**



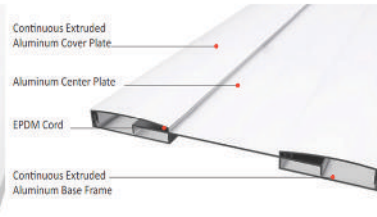
**AS A153**



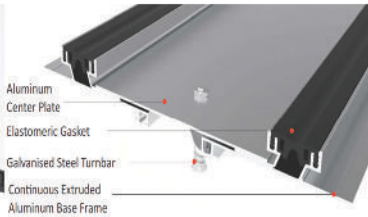
**AS U154**



**AS U155**




**AS U156**




**AS U281**




**AS A250**



**AS A253**




**AS A255**



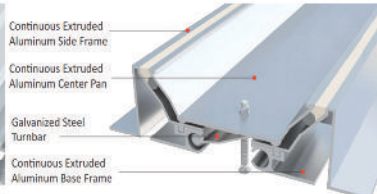
**AS A256**




**AS A257**



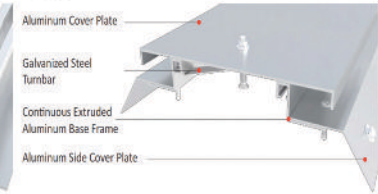
**AS A258**



**AS A266**




**SHP**




**Industrial and Parking Area Models**

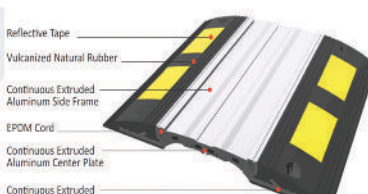
**AS U271**



**AS U270**




**AS U274**

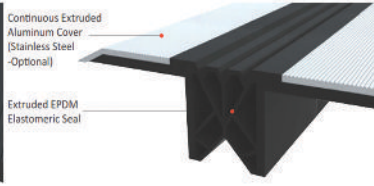


**Watertight Floor Profile AS U275 MODEL**

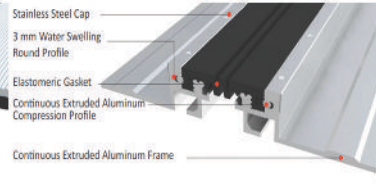
**AS U275**



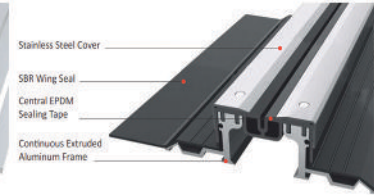
**AS U294**




**AS U289**



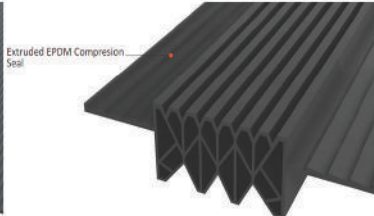
**AS U290**




**AS U291**



**AS U293**




**AS U295**




**Compression Seal MODEL**

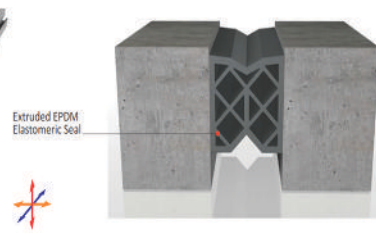
**AS U141**



**AS U142**



**AS U242**




**Covers**


**AD MODELS Wall & Ceiling Covers**



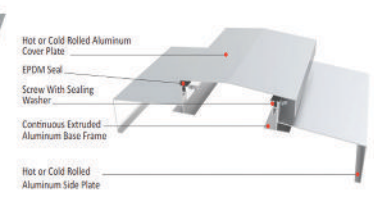
**AZ MODELS Floor Cover**



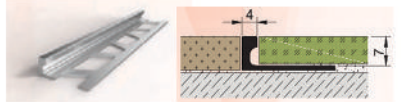
**AK MODELS Corner Cover**



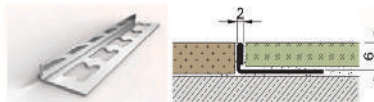
**AS UHP MODELS Roof Covers**



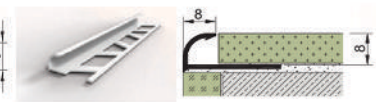
**Aluminium Tile Trims BSD 0407**




**Stainless Steel Tile Trims BSD 0206**




**PVC Tile Trims BSA 0808**



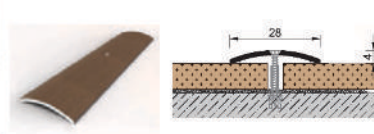
**Parquet Edge BPB 1208**



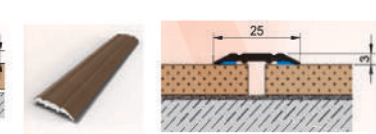
**Transition Profile With Invisible Screw BEG 3005/ BEK 3005**



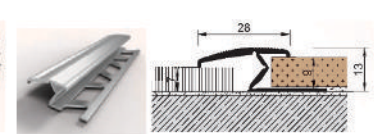
**Pre-drilled Transition Profile BEP 2804V**




**Top Press Bonding Transition Profile BEC 2503**



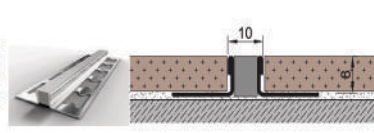
**Ramps & Reducers Transition Profile BKC 2813**



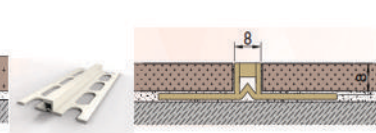
**Aluminium movment control joints BCD 0920**



**Stainless steel movment control joints BCD 1008**




**PVC movment control joints BCD 0808**




**Vulcanized movment control joints BCD 0808**




Surface mounted stair nosings  
BMB 2020




Recessed stair nosings BMB 1406




Anti-slip stair nosings BMB 3003




Tapes stair nosings BMB 1900/  
BMB 2500/  
BMB 3600




Balcony edge profile BLP 3090




Aluminium skirtings BSP 1350




Stainless steel skirtings BSP 10025



PVC skirtings BSP 0955



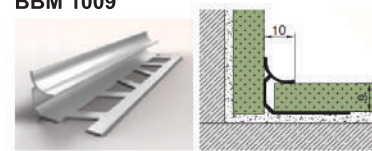
Decorative Border profile BSB 3010



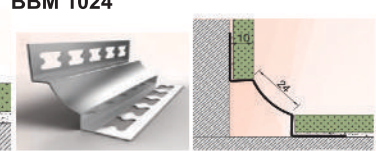
LED lighting profile BSB 3010



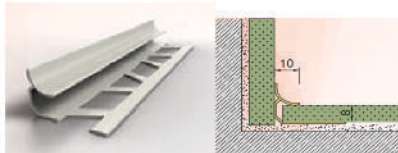
Aluminium Internal corner profile  
BBM 1009




Stainless steel Internal corner profile  
BBM 1024




PVC Internal Corner profile BBM 1008



Top Bonding External Corner profile  
BKP 2020



Flush Mounted External Corner profile  
BKP 2509

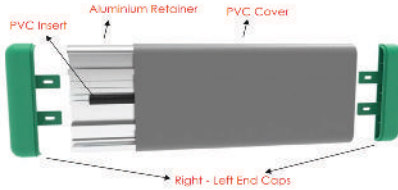


External Corner profile

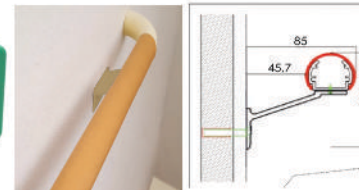


**Asband**® Wall Protection


Wall Gaurd DK 25152



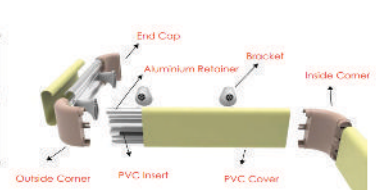
Handrails TB 3838




Handrails TB 39512




Handrails TB 37140



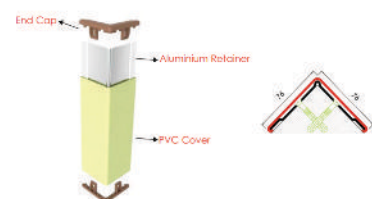
Corner Guard KP 5151



Asband Corner Guard KP 3535 /  
KP 5050



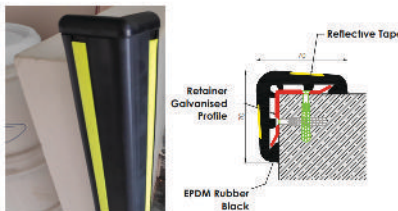
Asband Corner Guard KP 7676




Wall Gaurd Plates



Parking Corner Gaurd KP 070070 P33



Parking Wall Gaurd KP 3535



Parking Round Column Gaurd




Wheel Stopper




**Asmat**® Entrance Matting System

Out doors hippo models




Out doors elephant models




Indoors elephant models




Indoors hippo models



Logo mat models



Wet floor and rubber mats



Frames



# REFERANCE PROJECTS

**Pakistan Kidney & Liver Institute Lahore**




**Goldcrest Mall & Residencia**



**Islamabad/Rawalpindi Metro Bus Stations**



**Multan Metro Bus Stations**



**Alla New Car Parking Lahore**



**Volka Foods International Multan**



**Packages Mall Lahore**



**DHA Lahore**

